

Extension Activity 4

Living as Jesus would like us to live

FOCUS

1. Jesus shows us how to live.
2. Through the Ten Commandments God teaches us how to act so that we will be happy in our lives.

During these lessons your child :

- *explored the way Jesus showed us how to live;*
- *explored what the Beatitudes reveal about true happiness;*
- *named ways we can be generous with our time and talents;*
- *understood that our acts of kindness to others are acts of kindness towards Jesus.*

Matthew 5:1–12 The Beatitudes:

Seeing the crowds, Jesus went up the hill. There he sat down and was joined by his disciples. Then he began to speak. This is what he taught them: 'How blessed are the poor in spirit; theirs is the kingdom of heaven. Blessed the gentle: they shall have the earth for their heritage. Blessed those who mourn: they shall be comforted. Blessed those who hunger and thirst for what is right: they shall be satisfied. Blessed the merciful: they shall have mercy shown them. Blessed the pure of heart: they shall see God. Blessed the peacemakers: they shall be called sons of God. Blessed those who are persecuted in the cause of right: theirs is the kingdom of heaven. Blessed are you when people abuse you and persecute you and speak all kinds of calumny against you on my account. Rejoice and be glad, for your reward will be great in heaven; this is how they persecuted the prophets before you.

One day Jesus was in the Temple in Jerusalem. He sat down and watched the people as they put money into a large money-box. The money from the box was used to help the very poor people of the city. Many of the rich people put in lots and lots of money. Then along came a poor widow. A widow is a woman whose husband has died. She put in two small coins. It was a very small amount of money. Jesus called his disciples over to him and said, "See that woman. She has put more money into the box than anyone else."

The disciples wondered what Jesus meant. Jesus told the disciples that even though the rich people had given lots of money, they still had plenty of money left over. But the woman had given everything she had. The two small coins were all she had to live on.

Matthew 25:34–40

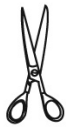
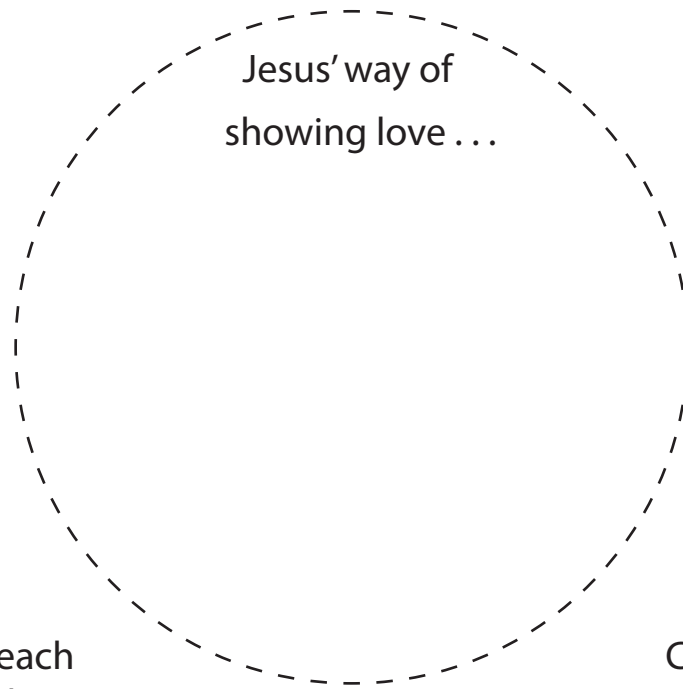
Then the King will say to those on his right hand, "Come, you whom my Father has blessed, take as your heritage the kingdom prepared for you since the foundation of the world. For I was hungry and you gave me food, I was thirsty and you gave me drink, I was a stranger and you made me welcome, lacking clothes and you clothed me, sick and you visited me, in prison and you came to see me." Then the upright will say to him in reply, "Lord, when did we see you hungry and feed you, or thirsty and give you drink? When did we see you a stranger and make you welcome, lacking clothes and clothe you? When did we find you sick or in prison and go to see you?" And the King will answer, "In truth I tell you, in so far as you did this to one of the least of these brothers of mine, you did it to me."

SUGGESTED HOME ACTIVITIES

These are some suggested activities to do at home with your child.

1. Read the Bible passage (**Matthew 5: 1-12**) out aloud to your child. Discuss with your child what it means to be poor in spirit. Make up a slogan that can help your family be poor in spirit. For example: "Be satisfied with what you have."
2. Read the above passages to your child. Talk about different ways we can give and be generous. e.g. visit the sick, donations to St Vincent de Paul.
3. Remind them that Jesus was the only one who noticed how much the widow gave and that it is important to be humble and generous.
4. Complete the activity on p. 76.
5. More activities can be found at www.ccdsydney.catholic.edu.au Click on **Home Activities**.

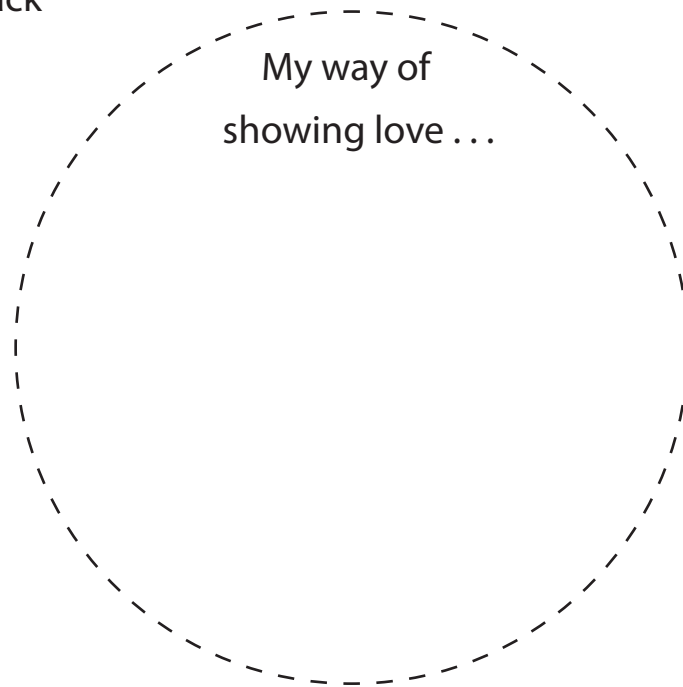
Draw examples in each circle.



Cut around each circle and glue back to back



Colour and display as a mobile



To Remember:

Our acts of kindness towards others show our love for God.