

Mary's boy child

FOCUS

1. At Christmas we remember the birth of Jesus.
2. Jesus was born in Bethlehem.
3. Jesus, Mary and Joseph are called the Holy Family.
4. Joseph was the protector of Mary and Jesus.
5. Joseph led the Holy Family into Egypt.

After Jesus was born in Bethlehem three wise men came to see him. Although they lived far away they knew where to travel because they followed a great star that moved across the sky. The star shone brightly over the stable. Upon seeing Jesus with his mother Mary, they were filled with great joy. The three wise men brought beautiful gifts for the baby Jesus.

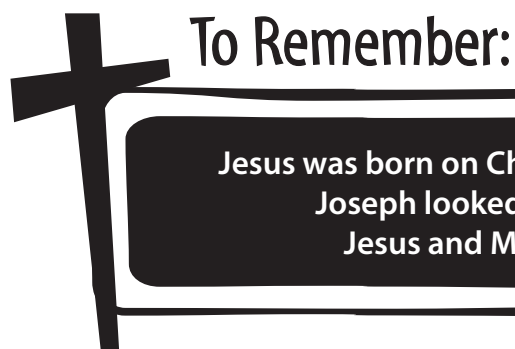
When King Herod heard that the wise men had found a new king he was very angry! He wanted this king destroyed. He sent his soldiers to Bethlehem to find Jesus, but they did not find him. God sent an angel in a dream to warn Joseph that the soldiers were searching for Jesus. So that night Joseph took Mary and Jesus to Egypt, where they would be safe. They stayed in Egypt until it was safe for them to return home to Nazareth.



SUGGESTED HOME ACTIVITIES

These are some suggested activities to do at home with your child.


1. Encourage your child to make a Christmas collage to display in your home. This collage can be created using Christmas cards, particularly those depicting the birth of the baby Jesus.
2. Set up a Christmas crib with your child and gather round it to pray each day leading up to Christmas.
3. Read the Scripture passage about the Flight into Egypt (Matt 2: 13-23). Explore your child's understanding of the passage by asking him or her 'I wonder' questions:
I wonder ... how they felt moving to a new land.
I wonder ... what life was like in Egypt.
I wonder ... why King Herod wanted to kill the baby boys.
4. Complete the activity on p. 84.
5. More activities can be found at www.ccdsydney.catholic.edu.au
Click on Home Activities.




To Remember:

Jesus was born on Christmas day.
Joseph looked after
Jesus and Mary.


Look carefully at the images in each box. Find the image that is different from the others, circle its letter, then write the letter to complete the Christmas message. The first letter is already done.




i j k




c d e




s t u




u v w




r s t




u v w



z a b




r s t




a b c



m n o



p q r



m n o

J _ _ _ _ _ _ _ _ .



Dear God,
 Thank you for the gifts I am given each Christmas.
 Thank you for the gift of your Son, Jesus.
 You kept Jesus, Mary and Joseph safe.
 Please keep all people safe. Amen.