

Jesus is risen, truly risen!

1. On Easter Sunday we celebrate Jesus rising to a new life.

During lesson time your child:

- *recognised that Jesus rose from the dead on Easter Sunday;*
- *understood that Jesus appeared to his disciples several times after his Resurrection.*

Mark 16:1-16 The empty tomb. The angel's message.

When the sabbath was over, Mary of Magdala, Mary the mother of James, and Salome, ... went to the tomb, just as the sun was rising. They had been saying to one another, 'Who will roll away the stone for us from the entrance to the tomb?' But when they looked they could see that the stone – which was very big – had already been rolled back. On entering the tomb they saw a young man in a white robe seated on the right hand side, and they were struck with amazement. But he said to them, 'There is no need for alarm. You are looking for Jesus of Nazareth, who was crucified: he has risen, he is not here. See, here is the place where they laid him. But you must go and tell his disciples and Peter, "He is going before you to Galilee; it is there you will see him, just as he told you." And the women came out and ran away from the tomb because they were frightened out of their wits; ... Having risen in the morning on the first day of the week, Jesus appeared first to Mary Magdala from whom he had cast out seven devils. She then went to those who had been his companions, and who were mourning and in tears, and told them. But they did not believe her when they heard her say that he was alive and that she had seen him. After this, he showed himself under another form to two of them as they were on their way into the country.

These went back and told the others, who did not believe them either. Lastly, he showed himself to the Eleven themselves while they were at table.

SUGGESTED HOME ACTIVITIES




These are some suggested activities to do at home with your child.

1. Get your child to draw a picture of an empty tomb with light coming out of it. Inside the tomb, draw an angel saying "He is not here, he is risen." Hang the picture up in your room as a reminder that Christ, the Light of the World, helps you see the way to heaven.
2. Read the passage on the Empty Tomb (Mark 16:1-16) with your child. Explain to your child that Easter is a time to celebrate for it is the day when Jesus rose from the dead. Imagine how the disciples must have felt on the first Easter Sunday. For them, it was the greatest of news. How should we feel?
3. Encourage your child to tell the Good News about what happened on Easter Sunday to a friend. Write the story in a card and give it to them. He/she may like to use the card with the drawing of the Easter Candle on it from the first activity.
4. Think of something special you can do on Easter Sunday to make someone happy. Ask our Risen Lord to help you.
5. Take an Easter walk with your child, looking for signs of new life, e.g. plants in bloom, etc.

To Remember:

Every Easter we celebrate Jesus rising from the dead.

Match the spice bottles and write the message that the angels gave the women at the tomb.



Alleluia! Alleluia!
Jesus is alive!
Thank you Jesus for rising from the dead
to new life!
Alleluia!